

BURTONSAFES

THE SURE DEFENCE

USER INSTRUCTIONS


DATE SAFE SDE TDE

LOCK MODEL: DATE SAFE SDE TDE



OPENING THE SAFE:


- Press button [C]. (A single beep sounds and the green LED will flash throughout this process)
- Enter initial code, consisting of 4 to 6 digits (factory default setting: [1][2][3][4]).
- Press finish button [#].
- Turn knob (or key) clockwise and open door while melody rings.



INCORRECT ENTRY:


If an invalid code is entered, 4 beep sounds are played. After 5 wrong entries, the lock is disabled and will not work.

To release the lock, input the personal code twice consecutively. If correct the safe should open. (No beep sounds but LED will flash when button is pushed. If procedures are followed exactly a melody will sound and the safe should open).




SETTING YOUR PERSONAL CODE (1st CODE):

- Open the safe using a valid code, consisting of 4 to 16 digits (factory default setting: [1][2][3][4]).
- Push memory button [M] in the back of the safe door.
- Push button [1].
- Push finish button [#].
- Enter 1st personal code (must consist of 4 to 16 digits, ranging from 0 to 9 - Example Given).
- Push finish button [#], a melody should sound.




SETTING YOUR PERSONAL CODE (2nd CODE):

- Open the safe using a valid code, consisting of 4 to 16 digits (factory default setting: [1][2][3][4]).
- Push memory button [M] in the back of the safe door.
- Push button [2].
- Push finish button [#].
- Enter 2nd personal code (must consist of 4 to 16 digits, ranging from 0 to 9 - Example Given).
- Push finish button [#], a melody should sound.



SETTING YOUR PERSONAL CODE WITHOUT OPENING THE DOOR:

- Push finish button [#].
- Input present personal code.
- Push finish button [#].
- Enter new personal code (must consist of 4 to 16 digits, ranging from 0 to 9).
- Push finish button [#], A melody should sound.



CURRENT SUPPLY | BATTERY CHANGE:

A series of beeps indicates that the battery is weak and must be replaced. Only use 9V ALKALINE - batteries!

Burton Safes recommends....

