

How to measure your cylinder

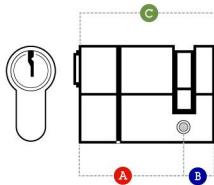
Use our cylinder measuring tool to find out which size cylinder you need. Remove your old cylinder and measure dimensions A, B and C. Use the below diagrams and ruler to help you.

- A** External Size to Centre Dimension
- B** Internal Size to Centre Dimension
- C** The Overall Length

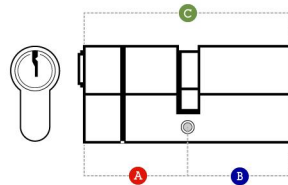


Make sure the ruler has been printed correctly by printing at 'Actual Size'. You may need to adjust your printer settings.


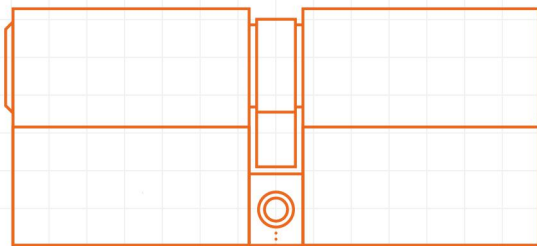
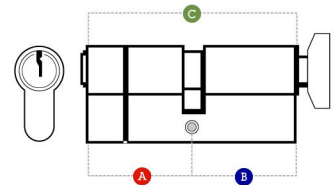
Half Cylinder



Double Cylinder



Thumbturn Cylinder



Need some help?

Visit our website www.safe.co.uk to watch how-to videos, including how to measure and replace your cylinder.

Call our customer services team on **0800 432 0722**, open Mon-Sat, 9am-5pm.