

StrongBOLT

22EU

Euro profile cylinder Sashlock



ASSA ABLOY

Application:

- For timber doors hinged on the left or right
- Suitable for doors up to 54mm thick
- For use with an euro profile cylinder

Specification:

New features

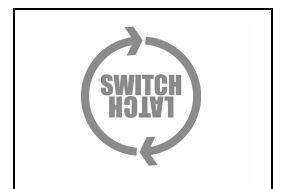

- **Easily reversible radius latch** that uses the unique UNION **SwitchLatch** technology, **No tools are needed**, it's **Time saving** and **Simple**
- **Anti rattle adjustable strike** for on site fine tuning
- Radius plastic **splinter guard** for easy installation and a professional finish

- Anti-saw security features for resistance against attack
- Chamfered bolt design increases the performance of the lock under side load testing.
- Radius inner forend for ease of installation
- Deadbolt locked or unlocked by the cylinder key or turn
- 14mm deadbolt for secure positive deadlocking
- Can be installed in the many UK mortices without the need for additional carpentry or spoiling the edge of the door
- Hardened steel pins provide resistance to attack from sawing

- Case Size: 68mm (2.5") or 81mm (3")
- Backset: 45mm or 57mm
- Case: Steel, red powder coat
- Forend: Stainless steel or brass plated
- Striking Plate: Finished to match forend
- Faceplate: Supplied with square faceplate which covers a radius inner forend
- Deadbolt: Zinc with hardened steel rollers
- Latch Bolt: Zinc
- Follower: Sintered Steel
- Rebate Kit: 2200REB 13mm (0.5")
- Suitable for use on 30 and 60 min fire doors
- Packaging: Individually boxed or Visipacked

Finish:

- SS - Satin Stainless Steel
- PB - Polished Brass finish



Standards:

- Tested to BS EN 12209: 2003

2	M	4	1	0	F	2	B	A	2	0
---	---	---	---	---	---	---	---	---	---	---



StrongBOLT

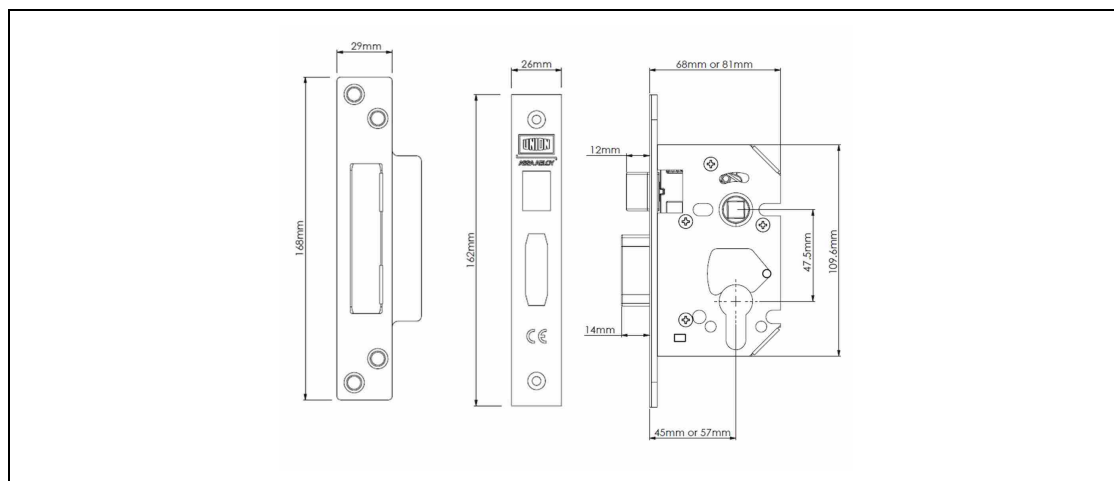
22EU

Euro profile cylinder Sashlock



ASSA ABLOY

Technical Design:



Variants:

JL22EUS-SS-2.5	Satin Stainless Steel, 2.5" case
JL22EUS-SS-3.0	Satin Stainless Steel, 3.0" case
JL22EUS-PB-2.5	Polished Brass, 2.5" case
JL22EUS-PB-3.0	Polished Brass, 3.0" case